

TAKE A CLOSER LOOK.

Moog designs a range of products that complement the performance of those featured in this catalog. Visit our website for more information or contact the Moog facility nearest you.

Argentina
+54 11 4326 5916
info.argentina@moog.com

Australia
+61 3 9561 6044
info.australia@moog.com

Brazil
+55 11 3572 0400
info.brazil@moog.com

Canada
+1 716 652 2000
info.canada@moog.com

China
+86 21 2893 1600
info.china@moog.com

Finland
+358 10 422 1840
info.finland@moog.com

France
+33 1 4560 7000
info.france@moog.com

Germany
+358 10 422 1840
info.germany@moog.com

Hong Kong
+852 2 635 3200
info.hongkong@moog.com

India
+91 80 4057 6666
info.india@moog.com

Ireland
+353 21 451 9000
info ireland@moog.com

Italy
+39 0 332 421 111
info.italy@moog.com

Japan
+81 46 355 3767
info.japan@moog.com

Korea
+82 31 764 6711
info.korea@moog.com

Luxembourg
+352 40 46 401
info.luxembourg@moog.com

Netherlands
+31 252 462 000
info.netherlands@moog.com

Norway
+47 6494 1948
info.norway@moog.com

Russia
+7 8 31 713 1811
info.russia@moog.com

Singapore
+65 677 36238
info.singapore@moog.com

South Africa
+27 12 653 6768
info.southafrica@moog.com

Spain
+34 902 133 240
info.spain@moog.com

Sweden
+46 31 680 060
info.sweden@moog.com

Switzerland
+41 71 394 5010
info.switzerland@moog.com

Turkey
+90 216 663 6020
info.turkey@moog.com

United Kingdom
+44 (0) 1684 858000
info.uk@moog.com

USA
+1 716 652 2000
info.usa@moog.com

www.moog.com/industrial

Moog is a registered trademark of Moog Inc. and its subsidiaries.
All trademarks as indicated herein are the property of Moog Inc.
and its subsidiaries.
MATLAB® and Simulink® are registered trademarks of The Math Works, Inc.

©2013 Moog Inc. All rights reserved. All changes are reserved.

Hydraulic Test Actuator - Double-Ended
Mobium/PDF/Rev.A, March 2013, Id. xxxxx-en

HYDRAULIC TEST ACTUATOR DOUBLE-ENDED C086-5 SERIES



Rev.A, March 2013

DELIVERING FLEXIBILITY AND
RELIABILITY FOR A RANGE OF SINGLE-
AND MULTIPLE-CHANNEL TEST SYSTEMS

Whenever the highest levels of motion control performance and design flexibility are required, you'll find Moog expertise at work. Through collaboration, creativity and world-class technological solutions, we help you overcome your toughest engineering obstacles. Enhance your machine's performance, achieve greater efficiencies and help take your thinking further than you ever thought possible.

INTRODUCTION

Overview3

TECHNICAL DATA

Specifications4
 Dimensions6
 Technical Features8

ORDERING INFORMATION

Ordering Code9

BACKGROUND

Test Products10
 Support and Spare Parts11



This catalog is for users with technical knowledge. To ensure that all necessary characteristics for function and safety of the system are given, the user has to check the suitability of the products described herein. The products described herein are subject to change without notice. In case of doubt, please contact Moog.

Moog is a registered trademark of Moog Inc. and its subsidiaries. All trademarks as indicated herein are the property of Moog Inc and its subsidiaries. For the full disclaimer refer to www.moog.com/literature/disclaimers.

For the most current information, visit www.moog.com/industrial or contact your local Moog office.

©Moog Inc. 2013. All rights reserved. All changes are reserved.

OVERVIEW

Actuators are at the heart of high performance test systems such as those used for aerospace structural testing. For years, test engineers have been looking for actuators that deliver dependability, less maintenance and high performance, yet are available at an affordable price. Their expectation has been to expedite tests to obtain accurate test results more efficiently. Test safety and protection have been the primary criteria when selecting Actuators for large scale tests.

With deep roots in electro-hydraulic servo control expertise and global test experience, Moog has designed servo actuators for some of the world's most demanding applications—from Primary Flight Control System Actuators to AGC Control Actuators used in a steel mill product line.

Today, Moog engineers have further developed a new series of Actuators, the C086-5 Double-Ended Hydraulic Test Actuator to meet the critical test needs of aerospace test engineers around the world.

Features	Benefits
7 force sizes: Frame size from 10kN (2.2kip) to 250kN (56.2kip) 3 stroke lengths: 200mm (8in), 300mm (12in), 500mm (20in) Multiple combinations: Building-block design and other options to create different actuator configurations to suit your unique application needs	Wide array of sizes and flexibility
Safety-Abort Manifold as an option for large scale, multiple channel and synchronized aerospace testing Aborting mechanism can be customized to suit different safety concepts and customers	Ultimate safety and protection for specimen and test
"Building Block" concept and Commercial-Off-The-Shelf (COTS) components	Economical solution to customers
High performance seals and bearings Robust and rigid servovalves, contact-less linear position sensors and loadcells	Longer life and low friction, High Performance
High-load-capacity wear rings are selected to increase side load rating	Higher side load rating
Rod bearings and seals can be easily replaced without dismantling the whole actuator	Simple maintenance
Industry-leading Moog G761 and 72 servo valves are selected to provide high dynamic, accurate and robust actuator control	High performance servo control

Solutions Built Around You

Moog Double-Ended Hydraulic Test Actuator delivers higher reliability, less maintenance and cost-effective performance for test labs seeking the competitive edge.

To ensure high performance from design to delivery, Moog engineers use the latest tools such as Matlab® and Simulink® system modeling. A rigorous physical testing program ensures that our customers receive components that they can rely on for a trouble-free test process. The combination of innovative design, world-class manufacturing and responsive worldwide customer support makes Moog components the ideal solution for test labs that offer more reliability and the highest performance.

Typical Applications:

- Aerospace structural static and fatigue testing
- Civil engineering testing
- General industrial servo control applications



Iron Bird Test

Landing Gear Structural Test

SPECIFICATIONS

Basic Actuator Specifications

Model Number	Construction Style	Rated Force @21 Mpa	Rod Diameter	Bore Diameter	Stroke	Buckling Force Capacity (*)
		kN (kip)	mm (in)	mm (in)	mm (in)	kN (kip)
C086-51	Tie Rod Type	10 (2.2)	40 (1.6)	48 (1.9)	200 (8) 300 (12) 500 (20)	>10 (2.2) >10 (2.2) >10 (2.2)
C086-52		15 (3.4)	40 (1.6)	50 (2.0)	200 (8) 300 (12) 500 (20)	>15 (3.4) >15 (3.4) 13.6
C086-57		30 (6.7)	45 (1.8)	63 (2.5)	200 (8) 300 (12) 500 (20)	>30 (6.7) >30 (6.7) 22 (4.9)
C086-53		50 (11.2)	50 (2.0)	80 (3.1)	200 (8) 300 (12) 500 (20)	>50 (11.2) >50 (11.2) 32.2
C086-54		100 (22.5)	63 (2.5)	100 (3.9)	200 (8) 300 (12) 500 (20)	>100 (22.5) >100 (22.5) 71.0
C086-55		150 (33.7)	80 (3.1)	125 (4.9)	200 (8) 300 (12) 500 (20)	>150 (33.7) >150 (33.7) >150 (33.7)
C086-56	Flange Type	250 (56.2)	90 (3.5)	160 (6.3)	200 (8) 300 (12) 500 (20)	>250 (56.2) >250 (56.2) >250 (56.2)

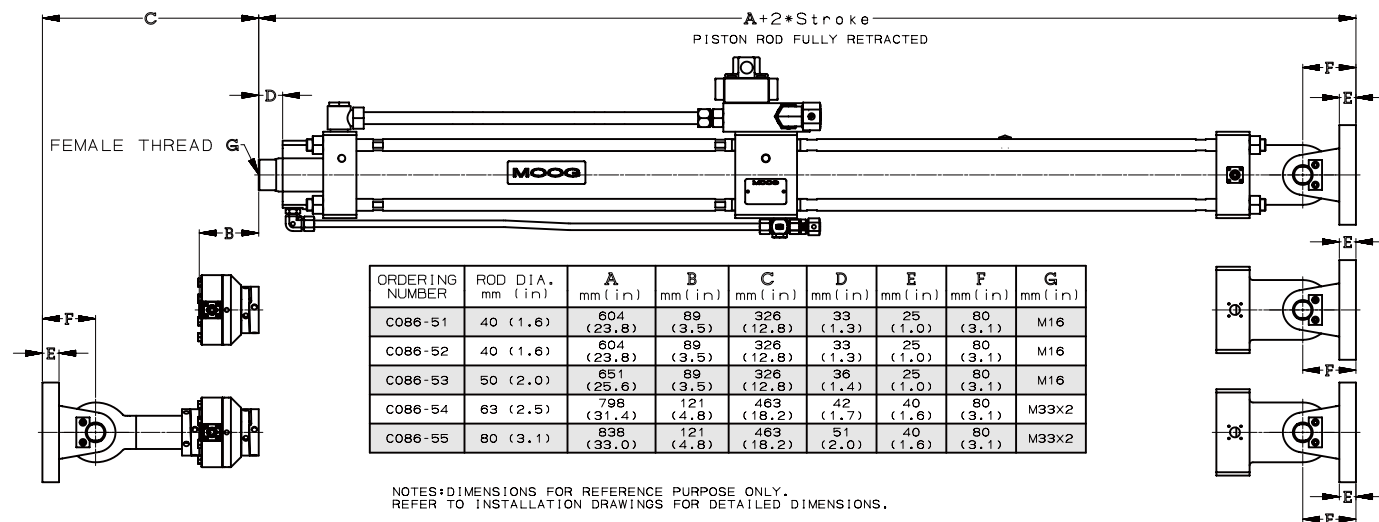
(*) Notes:
 1. Clevis base installation
 2. Safety factor = 3.5

Additional Actuator Specifications

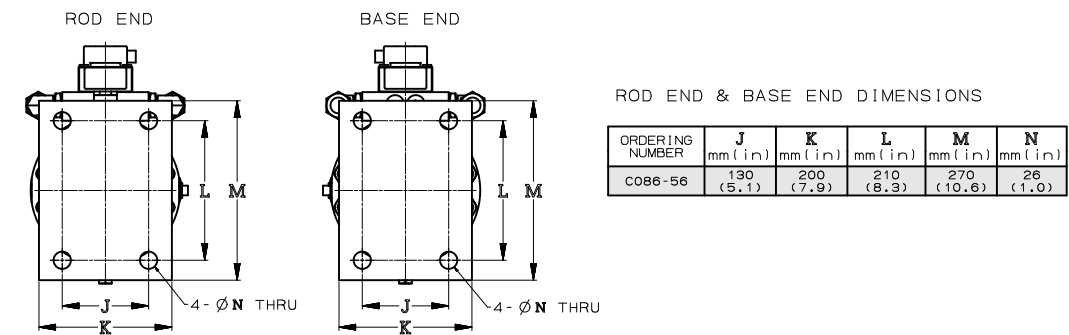
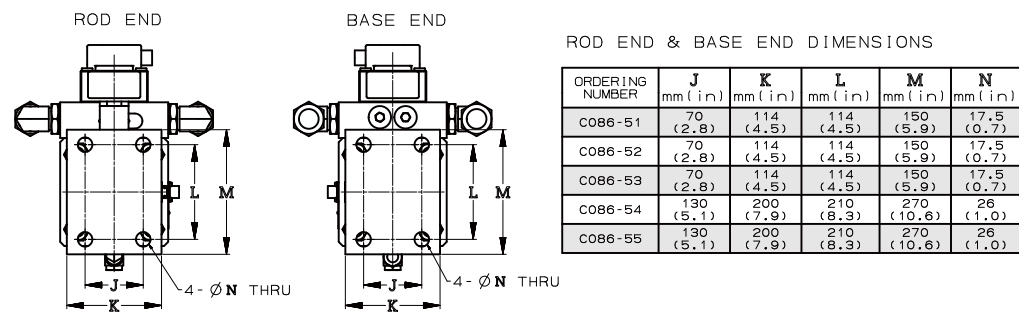
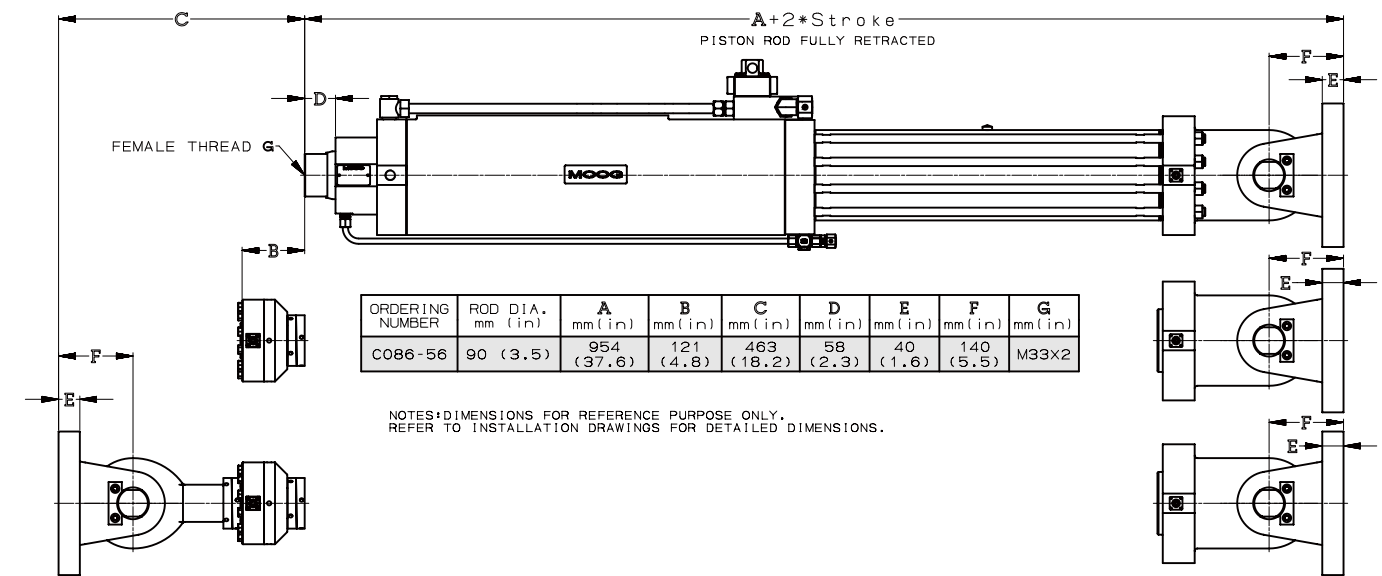
Pressure	
Operating Pressure:	21 MPa
Maximum Return Pressure:	1.4 MPa
Maximum Drain Pressure:	0.35 MPa
Seal	
Material	NBR as standard
Hydraulic interface	
Pressure Line	SAE O-Ring Face Seal 'Seal-Lok' (ISO 8434-3)-12
Return Line	SAE O-Ring Face Seal 'Seal-Lok' (ISO 8434-3)-12
Drain Line	SAE O-Ring Face Seal 'Seal-Lok' (ISO 8434-3)-6
Operation Temperature Range	
Hydraulic Oil Temperature	24° C (75° F) to 57° C (134° F)
Oil Requirements	
System Fluid	Mobil DTE-24, 25, Shell Tellus 32, 46, or equivalent
Cleanliness level	ISO 4406 (SAE J1165) 15/14/11 (NAS 5)
Standard electrical connector mates with following, or equivalent (waterproof, IP65)	
G761 Servovalve	MS3106F14S-2S
72 Servovalve	MS3106F14S-2S
Position transducer & load cell	PT06A- 10-6S (MOOG # CA64645-001)

DIMENSIONS

Tie-Rod Style Actuators (Figure.1)



Flange Style Actuators (Figure.2)



CONFIGURATION ACTUATOR TO MEET YOUR NEEDS

A variety of building blocks are available to configure the exact actuator per test rig design or application requirements (see illustrative drawing at right).

Various Moog high performance servo valves and loadcells are provided to help application engineer to pick up the right one for a specific actuator to avoid over-sizing or undersizing. Mounting joints and bases are also provided to adapt to the installation requirements.

OPTIONS

Safety-Abort Manifold

Safety-Abort Manifold can be selected rather than a simple valve block. Controlled by a solenoid (and other signals), the Safety-Abort Manifold provides a mechanism to unload the hydraulic pressure in the actuator thus to remove loading force onto the specimen with a controlled speed. This provides an ultimate protection to specimen in case of an emergency especially for large scale, multiple-axis and synchronized testing such as aerospace structural testing.



Valve blocks

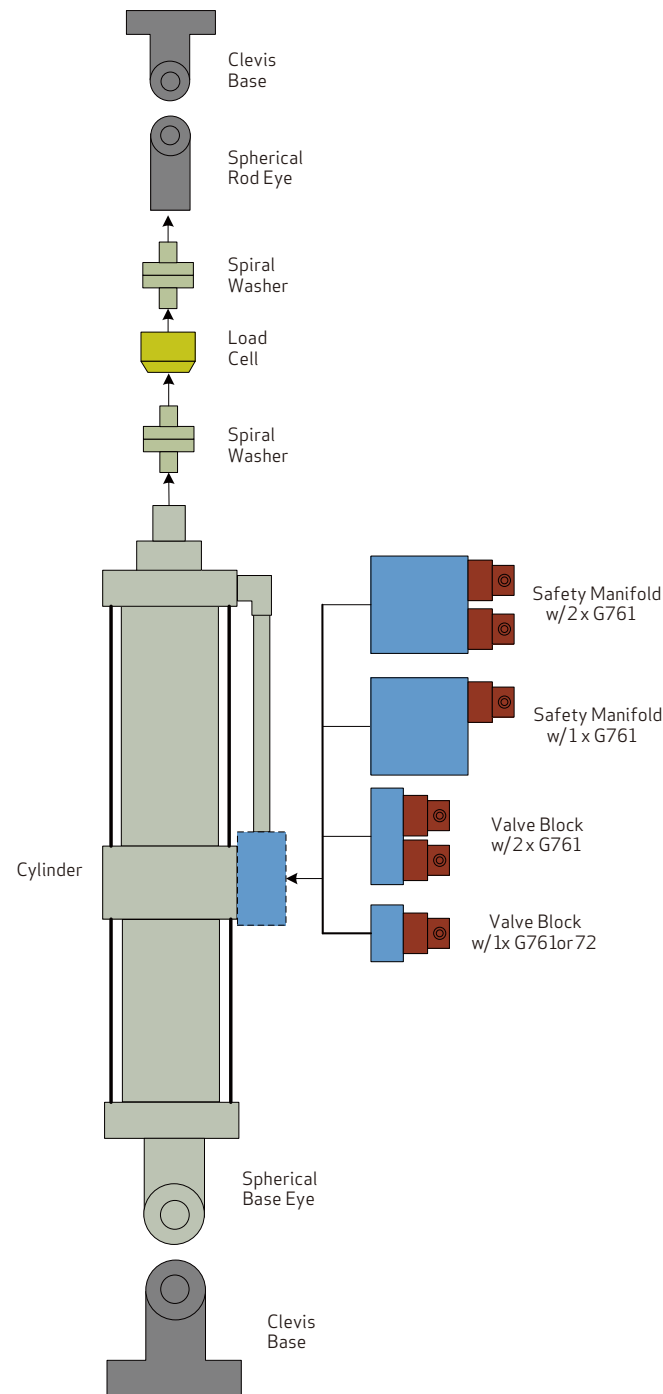
Standard valve block is designed for 1x MOOG G761 servo valve, flow rated from 4LPM (1GPM) to 63 LPM (16GPM). Other valve blocks are also available to adapt to 2x G761 servo valves or 1x 72 servo valve.

Position Sensor

- Internal, co-axial installed position sensor as standard configuration.
- Signal type: Analog signal output as standard. SSI signal output is also available.
- Accuracy: ≤ 0.5% F.S.

Load Cell

High performance loadcell can be adapted to the actuators to provide a force feedback to a closed loop force control. Spiral washer can be provided as well.



Key for configurations

- Joints and Bases
- Servovalves
- Manifolds/Valve Blocks
- Load Cells

ORDER INFORMATION

C086 - 5 X X X X X X X X XXX

Test Actuators

Model Revision

Actuator Type
5 Hydraulic Test Double Ended Actuator

Specify	Actuator Force Rating	
	Frame Size @ 21Mpa	
	kN	kip
1	10	2.2
2	15	3.4
3	50	11.2
4	100	22.5
5	150	33.7
6	250	56.2
7	30	6.7

Specify	Working Stroke Length	
	Identify	
	mm	in
A	200 mm	8in
B	300 mm	12in
C	500 mm	20in

Servo Valve		
Specify	Type	Flow
A	G761 (ISO 10372-04-04-0-92)	57 LPM (15 GPM)
C	G761 HR (ISO 10372-04-04-0-92)	19 LPM (5 GPM)
B	72 (ISO 10372-06-05-0-92)	227LPM (60GPM)
D	2 xG761 (ISO 10372-04-04-0-92)	2 x 57 LPM (15 GPM)
E	2x G761 HR (ISO 10372-04-04-0-92)	2 x 19 LPM (5 GPM)
F	None-Manifold with Pattern ISO 10372-04-04-0-92	
G	None-Manifold with Pattern ISO 10372-06-05-0-92	

Special	
SXX	Special
Blank	Standard

Position Sensor	
Specify	Type
0	None
1	SSI signal
2	Analog signal (4-20mA)
3	Analog signal (0-10V)
S	Special

Coupling	
Specify	Type
N	None
W	Spiral Washers
L	Loadcell & Spiral Washers
S	Special

Rod End Style	
Specify	Type
0	None
1	Spherical Rod Eye
2	Spherical Rod Eye & Clevis Base
3	Swivel
S	Special

Mounting Base	
Specify	Type
0	Spherical Base Eye
1	Spherical Base Eye & Clevis Base
2	Swivel
3	Fixed Base
S	Special

Manifold	
Specify	Description
A	Valve Block with 1x Servo Valve
B*	Valve Block with 2x Servo Valves
C*	Safety Manifold with 1x Servo Valve
D*	Safety Manifold with 2x Servo Valves
S	Special

*Notes: Only can install one or two G761 series servo valves

A HIGHER LEVEL OF SUPPORT

Five point inspection process

Our number one goal is to eliminate downtime and make repairs that will deliver reliability and cost savings for years to come. When you send in your repair, it must work like new when you get it back. This is the Moog Global Support™ promise.

- Incoming inspection will provide the customer details on the performance of the actuator assembly such as leakage and response. The inspection will also provide details to our technicians in regards to critical performance specs that need to be addressed.
- Technicians will then review engineering notes for any design improvements that may have been initiated since inception.
- Actuator assembly will get completely disassembled to piece parts. Aqueous Ultrasonic cleaners are used to thoroughly clean each component before inspection and dimensional checks. Any components found to worn will be replaced with OEM parts. Critical components such as fitted rod and bearings will be dimensionally checked to ensure the component meets the print criteria. A complete seal kit replacement will be installed to ensure integrity of the structure.
- The servovalve will be removed and sent through the same rigorous evaluation, disassembly and test.
- Finally, the assembly will be tested to original specs to ensure the overhaul unit meets all design and performance criteria as new.

Moog engineering on call for you

Delivering world-class motion control products and solutions means taking customer support far beyond the initial sale. It requires a dedicated approach to solving your problems, addressing your machine challenges and helping you achieve maximum productivity on a daily basis. In today's competitive manufacturing environment, machine performance plays a significant role in determining your bottom line. Moog Global Support™ is key to achieving cost-effective machine operation, day in and day out.

Actuator repair capabilities

Moog Global Support™ is designed to keep your critical machines up and running at peak performance with only 100% genuine Moog replacement parts. Only Moog replacement parts can deliver the reliability, versatility and long life that you would expect from a world leader in

motion control solutions. Each Moog part delivers essential components with precise dimensions, close tolerances and specific materials specifications. Because we understand the key role our parts play in the overall operation of your machine, we carefully inspect and test each repair to identify only those components that need replacement.

Take the next step

Isn't it time you worked with a partner who can offer both the world-class products and collaborative expertise you need to reach the next level of performance? Contact us today and see for yourself the difference the right partner can make.

Spare parts

Model No.	Seal Kit
C086-51	CB39500-901
C086-52	CB39501-901
C086-53	CB39502-901
C086-54	CB39503-901
C086-55	CB39504-901
C086-56	CB39505-901
C086-57	CB39506-901
C086-58	CB39507-901

PRODUCTS FOR EVERY NEED

Solutions designed around you

Moog engineers are always ready to meet your unique application needs with complete turnkey systems that include servoactuators, servovalves, software and more. Our Portable Test Controller, for example, is the only stand-alone unit on the market that can be extended up to four channels within the same housing.

Test Controllers

This servocontroller product incorporates Moog's unique force loop technology to handle general purpose tests. With or without a PC, our Test Controllers are flexible with high-performance capabilities to handle complex testing formulas. This makes it an indispensable tool for testing labs. The units offer plug-and-play with industry standard connectors for cost effective and easy integration. The larger Test Controller is ideal for complex systems up to 32 servo channels.



Moog Servovalves

Because we designed our renowned Moog Servovalves - the world standard in performance and durability - you're assured of a system tailored to your exacting requirements.

