

EASY-CONNECT- VERSION OF FIELDBUS SERVO VALVES

Easier connection and reduced cabling



Moog has been providing high-performance proportional and servo valves to machine builders for 60 years. The introduction of fieldbus communication gives several advantages: fewer analog interfaces, a higher degree of automation, more diagnostic features and better integration to the control system.

Introducing a fieldbus interface, normally involves the introduction of additional cables and connectors. In some applications this is not desirable and therefore a new approach is needed.

In this special version of the direct operated Servo Valves Series D636 and D637, the communication and the 24 V_{DC} valve power supply are combined in one mini style connector. This arrangement allows serial communication via the CAN in Automation (CiA) 303 standard fieldbus to a maximum of 8 valves.

The result is a more robust system providing several competitive advantages, particularly reduced costs and enhanced maintenance.

The use of a common cable for both fieldbus and power supply, effectively creating an electrical common rail, allows valve connection by means of a simple single cable.

ADVANTAGES

- Simplifies and reduces cost of connectors and cable installation
- A simple modular cabling structure of hydraulic valves in the machine
- Space saving compact design
- Robust structure for harsh environments with protection system IP67
- Conforms to CiA 303-1 for cabling and pin assignment

APPLICATIONS

- Mining machinery
- Metal forming machinery
- Industrial machinery

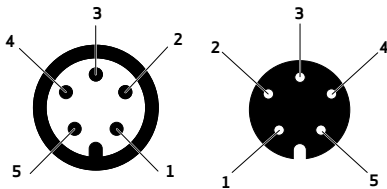


TECHNICAL DATA

Connector type	Mini Style Device Connector, ANSI/B93.55M-1981
Typical specified maximum current	8 to 9 A
Connectors per valve	1 male, 1 female
Protection system	IP67


For more information refer to the [catalog](#).

CONNECTOR LAYOUT

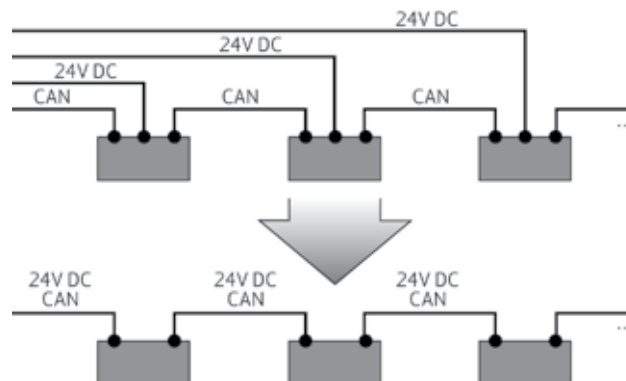


Pin	Signal	Description
1	CAN_SHLD	Shield
2	CAN_V+	Power supply 24 V _{DC} (18 to 32 V _{DC}) above GND
3	CAN_GND	Ground
4	CAN_H	Transceiver H
5	CAN_L	Transceiver L

Application example: The connection between the axis is modular both in terms of hydraulic and electric connections



Above: Conventional cabling with separate power and bus cables
Below: Integrated power and bus cables



Moog has offices around the world. For more information or the office nearest you, contact us online.

E-mail: info@moog.com

www.moog.com/industrial

Moog is a registered trademark of Moog Inc. and its subsidiaries. All trademarks as indicated herein are the property of Moog Inc. and its subsidiaries. CAN is a registered trademark of CAN in Automation (CiA)
©2011 Moog Inc. All rights reserved. All changes are reserved.

Easy-connect-version of Fieldbus Servo Valves
Rev. A, June 2011, CDL31752-en

This technical data is based on current available information and is subject to change at any time. Specifications for specific systems or applications may vary.

MOOG