



GENESYS™ CONTROL PANEL

AIRBORNE RADIO CONTROL PANEL

FOR FIXED-WING AND ROTARY-WING PLATFORMS



The Genesys Control Panel (GCP™) is a panel-mount, software-defined radio control panel designed to interface with the Genesys Digital Radio (GDR™) product family. The GCP provides dedicated controls for frequently needed audio/radio controls, as well as additional controls for selecting and setting parameters. The GCP is designed for both fixed-wing and rotary-wing aircraft applications. The GCP has the capability to control radio functions via RS-232 or RS-422 serial interfaces. The GCP is also NVG compatible for night operations.

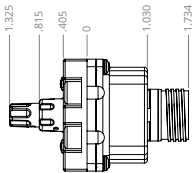
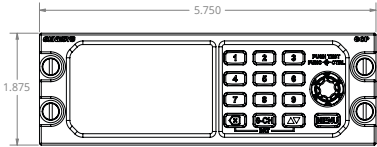
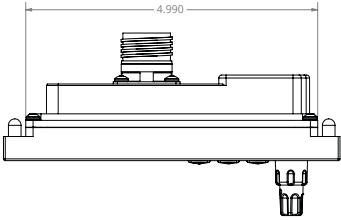
FEATURES INCLUDE

- Small, light weight, with high reliability
- NVG Compatible
- DO-160G Environmental Qualifications
- RTCA DO-178C Certified
- Utilizes 28 VDC aircraft power
- DO-178C: Level A software
- TSO-C113B Compliant
- RS-232 and RS-422 control
- Non-ITAR

UPGRADE YOUR NAV/COMM FREQUENCY MANAGEMENT INTERFACE

GCP SPECIFICATIONS

Features	Specifications
Dimensions	Width: 5.75" (146.05mm) Height: 1.875" (47.625mm) Depth: 1.729" (43.917mm) (depth behind panel) Weight: <1.2 lbs (0.544 kg)
Environmental	RTCA/DO-160G: F2[XXX][B,B,B,[H,R,U],X,W,X,S,F,S,Z,Z,A,Z,[ZC],[YK],M,[A3]3L3],X,X,A,C MIL-STD: 704E, 810G
Temperature & Altitude	Cat F2: -55C - +70C operating temperature, +55,000 ft altitude
Temperature Variation	Cat B: 5 deg C / min
Humidity	Cat B
Operational Shock & Crash Safety	Cat B
Vibration	Cat H+R+U: Cat H, Curve R - Cat R, Curves B/B1 - Cat U - Curve G
Waterproofness	Cat W
Sand & Dust	Cat S
Fungus Resistance	Cat F
Salt Fog	Cat S
Magnetic Effect	Cat Z
Power Input	Cat Z
Voltage Spike	Cat A
Audio Frequency Conducted Susceptibility - Power Input	Cat Z
Induced Signal Susceptibility	Cat ZC
Radio Frequency Susceptibility (Radiated & Conducted)	Cat YK
Emission of Radio Frequency Energy	Cat M
Lightning Induced Transient Susceptibility	Cat A3]3L3
Electrostatic Discharge (ESD)	Cat A
Fire, Flammability	Cat C
Power Requirement	10W Maximum @ 9 - 32 VDC
Control Buses	RS-422 RS-232
Voltage Input	28 VDC
Discrete Inputs	GCP Address Program Enable NVG Mode
Export	Non-ITAR, ECCN 7A994
TSO	TSO-C113B: Airborne Multipurpose Electronic Displays
MOPS	AS8034C



MOOG | Shaping the way our world moves™

+1.817.215.7600
Genesys-Aerosystems.com



The appearance of U.S. Department of Defense (DoD) visual information does not imply or constitute DoD endorsement.

© 2025 a Moog company. All rights reserved.
Product and company names listed are trademarks or trade names of their respective companies.