

Recent Financial Performance

NYSE: MOGA & MOGB

Revenue

2017: \$2.50 Billion

2018: \$2.71 Billion

2019: \$2.90 Billion

2020E: \$3.05 Billion

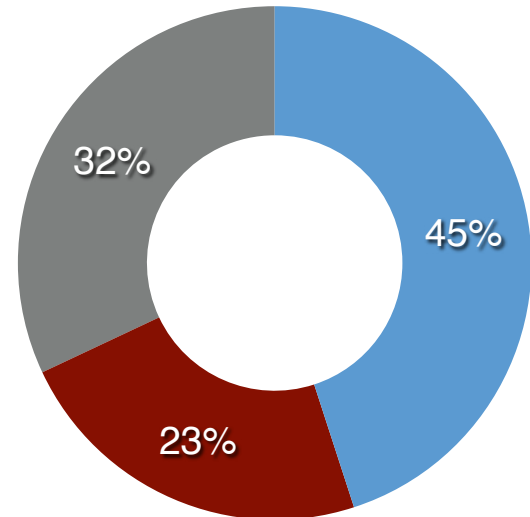
Moog Inc. is a worldwide designer, manufacturer, and integrator of precision control components and systems. Moog's high-performance systems control military and commercial aircraft, satellites and space vehicles, launch vehicles, missiles, automated industrial machinery, marine and medical equipment. Additional information about the company can be found at www.moog.com.

Recent Quarter: Financial Performance

	Q1 '20	Q1 '19
Net Sales	\$ 754.8	\$ 679.7
Net Earnings GAAP	\$ 50.0	\$ 42.8
Diluted Earnings Per Share GAAP ¹	\$ 1.44	\$ 1.22
Average Shares Outstanding	34.8	35.1

Dollars and shares in millions except per share amounts

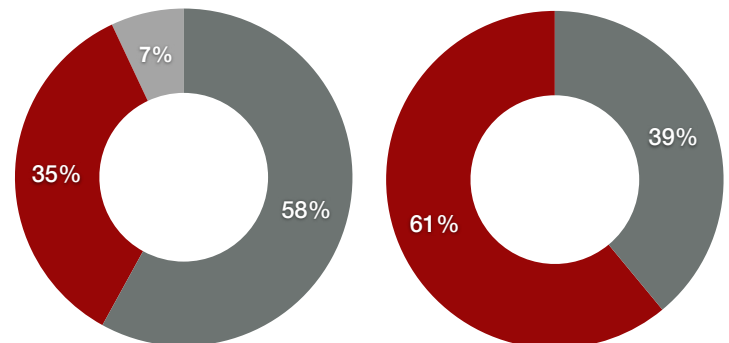
Segment Sales Data 2019A



- Aircraft Controls
- Space & Defense
- Industrial Systems

In 2018, the Company initiated a cash dividend program. To date, a dividend of \$0.25 per share has been announced and paid to Class A and Class B shareholders quarterly.

Balanced and Diversified Revenues 2019A



- Industrial and Commercial
- U.S. Military and Government Funded
- Foreign Government

- International
- United States



Over the last 65 years, our engineers have developed the capability to design and manufacture the most advanced motion control products for aerospace, defense, industrial and medical applications – applications where precise control of velocity, force, acceleration and fluid flow are critical. Our motion control portfolio has expanded to include all forms of actuation technology, sophisticated control electronics and system software.

Our strategy is to supply highly customized motion control solutions that are robust, reliable and supportable. We do this across a broad range of applications – from undersea to space – where performance really matters. With this strategy, we’ve grown from being a high technology components supplier to become a leading integrator of precision motion control systems.

Historical Performance

Year	Revenue (Billions)	Net Earnings (Millions)	Diluted EPS (Dollars)
2010	\$2.11	\$108	\$2.36
2011	\$2.33	\$136	\$2.95
2012	\$2.47	\$152	\$3.33
2013	\$2.61	\$120	\$2.63
2014*	\$2.65	\$158	\$3.52
2015**	\$2.53	\$132	\$3.35
2016***	\$2.41	\$127	\$3.47
2017	\$2.50	\$141	\$3.90
2018* GAAP	\$2.71	\$ 97	\$2.68
2018*	\$2.71	\$165	\$4.57
2019	\$2.90	\$180	\$5.11

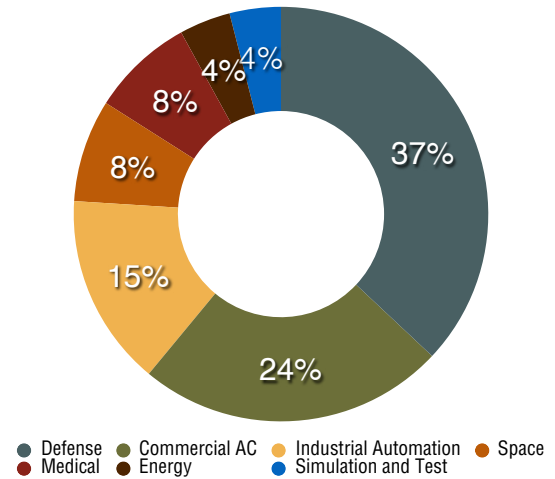
*Non-GAAP Adjusted Net Earnings and EPS, excluding Tax Act impacts and 2018 restructuring (see note 2 reverse side).

***Note for 2016: Included \$15 million restructuring and a \$4.8 million goodwill impairment in the fourth quarter.

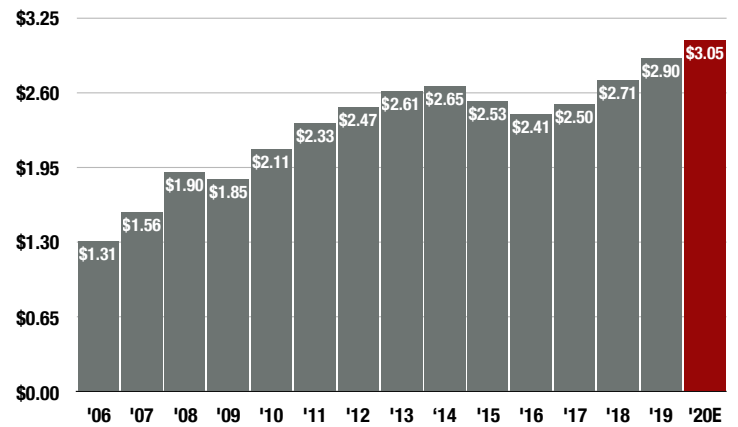
** Note for 2015: Q4 2015 results included \$.13 of incremental restructuring and impairment costs and \$.04 of higher tax expense than forecasted.

* Note for 2014: The 2014 results included a Q4 2014 restructuring charge of \$13 million, the equivalent of \$.19 per share.

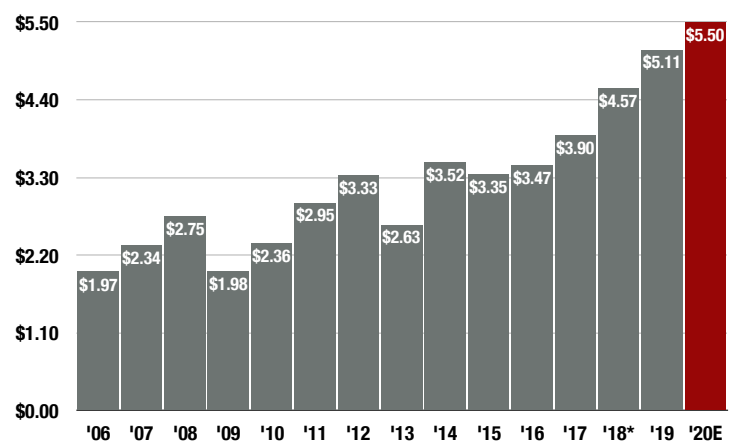
Revenue by Market 2019A



Moog Total Sales (dollars in billions)



Diluted Earnings Per Share (dollars)



FY20E ± \$.0.20 range - Midpoint \$5.50

*2018 Non-GAAP Adjusted Net Earnings and EPS, excluding Tax Act impacts and Industrial Systems restructuring

As of 1/24/20

This fact sheet contains forward-looking financial information. By nature, such forward-looking information involves risks and uncertainties because they relate to events and depend on circumstances that will or may occur in the future. Actual results may differ from those expressed in such statements. This includes but is not limited to, the Company's expectation and ability to pay a quarterly cash dividend on its common stock in the future, subject to the determination by the board of directors, and based on an evaluation of company earnings, financial condition and requirements, business conditions, capital allocation determinations and other factors, risks and uncertainties. The forward-looking statements included in this fact sheet are only made as of the date of this fact sheet, and the Company disclaims any obligation to publicly update such forward-looking statements to reflect subsequent events or circumstances.